



FINANCIAL RESULTS

The Year Ended March 31, 2026

NIKON CORPORATION

May 8, 2026

- I am Matsumoto, CFO of Nikon. Thank you for joining our earnings briefing today.

1. Financial Results for the year ended March 31, 2026

2. Forecast for the year ending March 31, 2027

Nikon |

- Today, I will report on financial results for the year ended March 31, 2026 and forecast for the year ending March 31, 2027.

The year ended March 31, 2026:

Summary

	Revenue	Operating Profit	Profit attributable to owners of parent
Fiscal Year	¥677.1B	-¥112.4B	-¥86.0B
YoY	-¥38.1B	-¥114.8B	-¥92.1B
Vs. Previous Forecast	+¥2.1B	-¥12.4B	-¥1.0B

Fiscal Year YoY

- Company total revenue was down mainly due to lower sales in Precision Equipment
- Operating profit was down substantially due to one-time costs* including impairment losses of fixed-assets in Digital Manufacturing and product mix changes in Imaging Products

Vs. Previous Forecast (Feb. 5)

- Company total revenue was mostly in line with plan
- Operating profit missed plan due to unplanned one-time costs including costs related to the sale of MRMC** shares in Imaging Products and fixed-asset impairment losses in Precision Equipment

Shareholder returns

- Year-end Dividend: ¥15, Annual Dividend: ¥40 (Down ¥10 YoY)

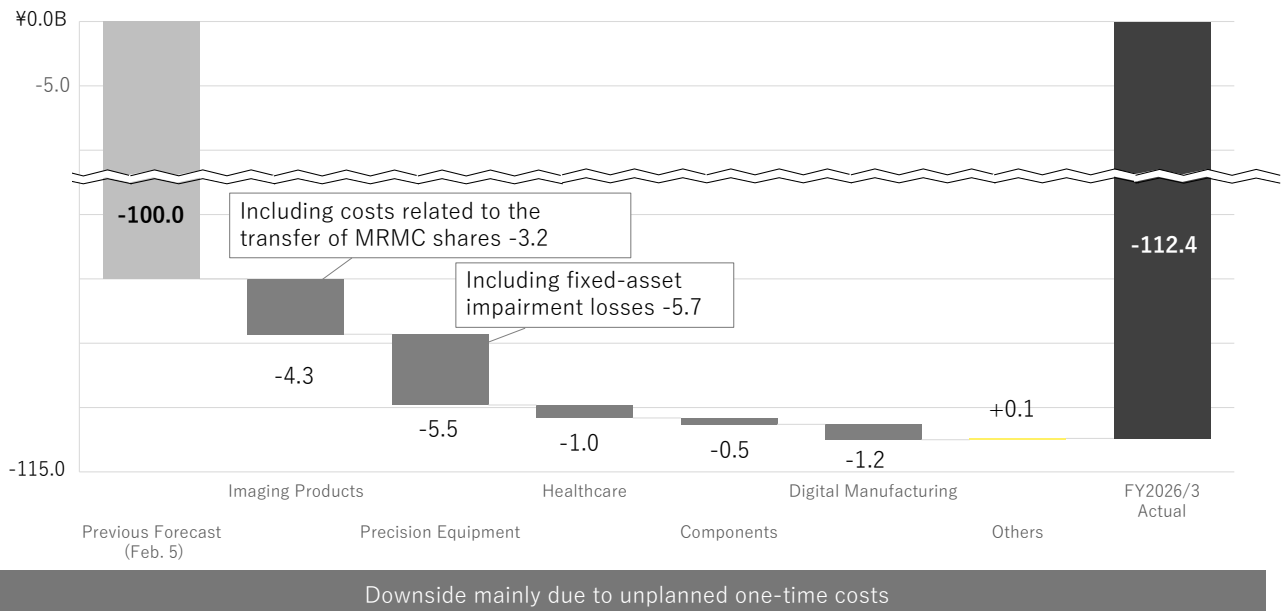
* See page 29 for details of one-time costs

** Mark Roberts Motion Control: Acquired in 2016. Main businesses are design, develop, manufacture, sales and rental of robotic motion control camera equipment

Note: Amounts in this statement are rounded down to the hundred millions of yen.

- For the fiscal year ended March 2026, revenue was 677.1 billion yen, operating loss was 112.4 billion yen, and profit attributable to owners of parent also recorded a loss of 86.0 billion yen.
- Year on year, revenue decreased by 38.1 billion yen, mainly reflecting lower sales in Precision Equipment. Operating profit declined by 114.8 billion yen, primarily due to one-time costs, including 90.6 billion yen impairment loss in Digital Manufacturing, and unfavorable product mix changes in Imaging Products.
- Slide 29 provides a breakdown of one-time costs incurred in the previous fiscal year.
- Versus our previous forecast, revenue was mostly in line, while operating profit was 12.4 billion yen below plan, reflecting additional one-time costs, including costs related to the sale of MRMC shares in Imaging Products and fixed-asset impairment losses in Precision Equipment. However, in regard to profit attributable to owners of parent, the loss contracted somewhat due to factors such as financial income and expenses, share of profit of investments accounted for using equity method, and the recognition of tax effects associated with the loss.
- The annual dividend remains at 40 yen per share, unchanged from previous guidance.

Changes in operating profit from the previous forecast (Feb. 5)



- Slide 4 shows the changes in operating profit from our February 5 forecast by segment.
- All segments underperformed, with the largest variance driven by incremental one-time costs, mainly in Imaging Products and Precision Equipment.

The year ended March 31, 2026:
Financial Highlights

Billions of Yen	FY2025/3	Previous Forecast (Feb. 5) (B)	FY2026/3	Change		Change	
	Actual (A)		Actual (C)	Amount (C)-(A)	% (C)/(A)	Amount (C)-(B)	% (C)/(B)
Revenue	715.2	675.0	677.1	-38.1	-5.3%	+2.1	+0.3%
Operating profit	2.4	-100.0	-112.4	-114.8	-	-12.4	-
% vs Revenue	0.3%	-14.8%	-16.6%	-16.9P	-	-1.8P	-
Profit before tax	4.5	-98.0	-106.5	-111.0	-	-8.5	-
% vs Revenue	0.6%	-14.5%	-15.7%	-16.3P	-	-1.2P	-
Profit attributable to owners of parent	6.1	-85.0	-86.0	-92.1	-	-1.0	-
% vs Revenue	0.9%	-12.6%	-12.7%	-13.6P	-	-0.1P	-
FCF	-21.7	-	-17.0	+4.7	-	-	-
ROE	0.9%	-14.1%	-14.1%	-15.0P	-	+0.0P	-
EPS	¥17.86	-¥258.29	-¥261.57	-¥279.43	-	-¥3.28	-
Annual Dividends	¥50	¥40	¥40	-¥10	-	±¥0	-
Exchange Rate:							
US\$	¥153	¥149	¥151				
				+6.3		+7.3	
EURO	¥164	¥173	¥175				
				-11.2		+1.7	

Impact on operating profit in FY2026/3 from tariffs was -¥6.8B

Note: The numbers of issued shares assumed for EPS calculation: approx. 329.1M shares

Nikon

- See inside the yellow box for KPIs from the fiscal year ended March 31, 2026.
- The middle row of the table shows free cash flow, which improved by 4.7 billion yen year on year, supported by gain on the transfer of a business, sales of cross share holdings, and capital gain on sales of idle real estate.
- The impact from tariffs on operating profit was negative 6.8 billion yen.

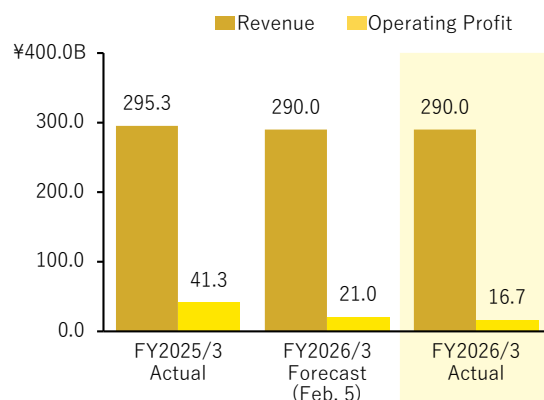
The year ended March 31, 2026:
Performance by Segment

Billions of Yen		FY2025/3	Previous Forecast	FY2026/3	Change		Change	
		Actual (A)	(Feb. 5) (B)	Actual (C)	Amount	%	Amount	%
					(C)-(A)	(C)/(A)	(C)-(B)	(C)/(B)
Imaging Products Business	Revenue	295.3	290.0	290.0	-5.3	-1.8%	±0.0	+0.0%
	Operating profit	41.3	21.0	16.7	-24.6	-59.5%	-4.3	-20.4%
	% vs Revenue	14.0%	7.2%	5.8%	-8.2P		-1.4P	
Precision Equipment Business	Revenue	201.9	165.0	167.2	-34.7	-17.2%	+2.2	+1.4%
	Operating profit	1.5	1.0	-4.5	-6.0	-	-5.5	-
	% vs Revenue	0.8%	0.6%	-2.7%	-3.5P		-3.3P	
Healthcare Business	Revenue	116.4	112.0	111.9	-4.5	-3.9%	-0.1	-0.1%
	Operating profit	6.7	2.5	1.5	-5.2	-76.8%	-1.0	-37.6%
	% vs Revenue	5.8%	2.2%	1.4%	-4.4P		-0.8P	
Components Business	Revenue	74.1	79.0	76.1	+2.0	+2.8%	-2.9	-3.6%
	Operating profit	7.1	10.0	9.5	+2.4	+33.0%	-0.5	-4.5%
	% vs Revenue	9.7%	12.7%	12.5%	+2.8P		-0.2P	
Digital Manufacturing Business	Revenue	23.3	25.0	28.0	+4.7	+20.3%	+3.0	+12.4%
	Operating profit	-15.2	-105.0	-106.2	-91.0	-	-1.2	-
	% vs Revenue	-65.2%	-420.0%	-378.4%	-313.2P		+41.6P	
Others (incl. Corporate expenses, etc.)	Revenue	4.0	4.0	3.6	-0.4	-8.7%	-0.4	-8.4%
	Operating profit	-39.1	-29.5	-29.4	+9.7	-	+0.1	-
Consolidated	Revenue	715.2	675.0	677.1	-38.1	-5.3%	+2.1	+0.3%
	Operating profit	2.4	-100.0	-112.4	-114.8	-	-12.4	-
	% vs Revenue	0.3%	-14.8%	-16.6%	-16.9P		-1.8P	

Nikon |

- Slide 6 shows results by segment compared to last year's results and our previous forecast. I will review each segment in turn.

The year ended March 31, 2026: Imaging Products Business



Digital Camera-Interchangeable Lens type (units: 1,000)

Market Scale	6,720	6,700	7,040
Nikon	850	900	910

Interchangeable Lens (units:1,000)

Market Scale	10,420	10,000	10,670
Nikon	1,310	1,300	1,300

• Vs. Previous Forecast:

Revenue \pm ¥0.0B, Operating Profit Down ¥4.3B

• YoY: Revenue Down ¥5.3B, Operating Profit Down ¥24.6B

【Vs. Previous Forecast】

- Revenue was mostly in line with plan
- Operating profit missed plan due to ¥3.2B in one-time costs related to the contract to sell MRMC shares, an increase in R&D expenditures, and other factors

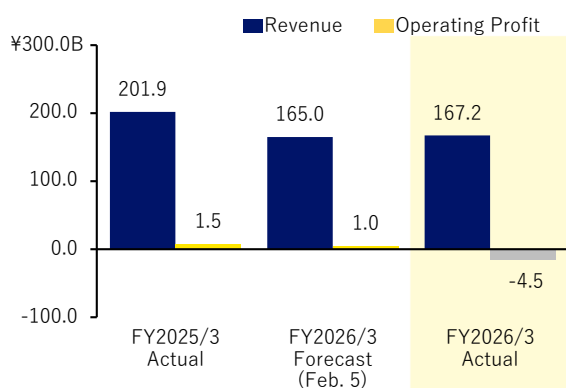
【YoY】

- The DCIL market has grown steadily. In the near-term, however, we have observed a downward shift in product mix, effects from price increases due to tariffs, and slowing growth in certain emerging markets
- Sales volumes grew, mainly in the volume-zone “Z5II” and “Z50II” and our first digital cinema camera “ZR”, which incorporates technology from RED. However, revenue and profit declined on one-time costs described above, tariff impacts, lower ASPs driven by product mix changes, and increased promotional spend in the face of intensifying competition

Nikon |

- First, Imaging Products.
- Versus our previous forecast, sales volumes and revenue were mostly in line; operating profit was 4.3 billion yen below plan, reflecting 3.2 billion yen in one-time costs related to the contract to sell MRMC shares, increased R&D expenditure, and other factors.
- Compared to last year, the DCIL market has grown steadily. In the near-term, however, we have observed a downward shift in product mix, effects from price increases due to tariffs, and a temporary slowdown in certain emerging markets.
- DCIL camera body sales were 910,000 units, up 60,000 units year on year, and interchangeable lens sales were 1.3 million units, down 10,000 units year on year. This unit increase was mainly driven by the volume-zone models, such as “Z5II” and “Z50II”, and Nikon's first digital cinema camera “ZR”, which incorporates technology from RED.
- Despite increased unit sales, revenue and profit declined year on year, reflecting one-time costs and lower average selling prices driven by product mix changes and increased promotional spend.

The year ended March 31, 2026: Precision Equipment Business



- **Vs. Previous Forecast:**

Revenue Up ¥2.2B, Operating Profit Down ¥5.5B

- **YoY: Revenue Down ¥34.7B, Operating Profit Down ¥6.0B**

[Vs. Previous Forecast]

- Revenue exceeded the plan on factors including increased service revenue and others, despite delays to the installation of some semiconductor lithography systems
- Operating profit missed plan mainly on the recognition of ¥5.7B in fixed-asset impairment losses and others

[YoY]

- Revenue contracted on lower sales volumes of FPD and ArF dry and immersion lithography systems
- Operating profit declined on lower sales volumes of ArF dry and immersion lithography systems, despite profitability improvements in FPD lithography systems

FPD Lithography Systems (units)

Market Scale (CY24/25)	58	67	67
Nikon	38	32	32

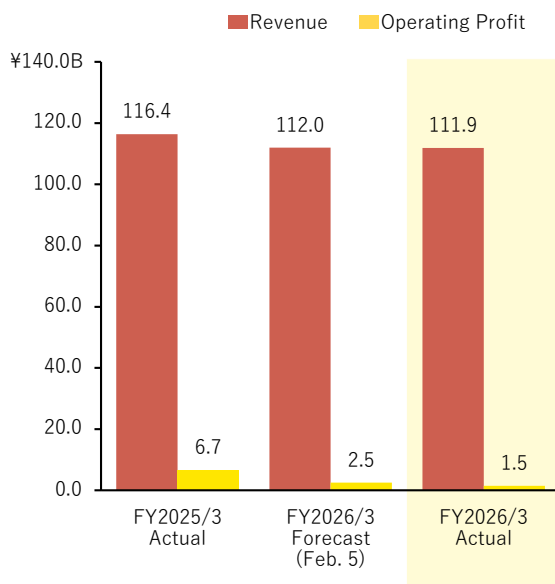
Semiconductor Lithography Systems (New/Refurbished, units)

Market Scale (CY24/25)	625	570	570
Nikon	18/10	24/5	22/5

Nikon |

- Slide 8 looks at Precision Equipment.
- Revenue exceeded our previous forecast on higher service revenue, despite delays in the installation of some semiconductor lithography systems into the next fiscal year (ending March 31, 2027).
- Operating profit was 5.5 billion yen below plan and resulted in 4.5 billion yen loss, mainly due to the recording of impairment losses of 5.7 billion yen on fixed assets and additional inventory valuation losses.
- Year on year, revenue contracted on lower sales volumes of FPD and ArF lithography systems. Operating profit declined on lower sales volumes of ArF lithography systems, despite profitability improvements in FPD lithography systems.
- As a whole, the Precision Equipment segment resulted in a loss. Sales of ArF lithography systems missed plan from the beginning of the year and the Semiconductor Lithography Business booked impairment losses for the second consecutive year. This year, we will focus on expanding our ArF lithography systems business for major semiconductor makers and aim to make the Semiconductor Lithography Business profitable.

The year ended March 31, 2026: Healthcare Business



- **Vs. Previous Forecast:**

Revenue Down ¥0.1B, Operating Profit Down ¥1.0B

- **YoY: Revenue Down ¥4.5B, Operating Profit Down ¥5.2B**

【Vs. Previous Forecast】

- Revenue was mostly in line with plan
- Operating profit missed plan on the recognition of the old product disposals and inventories write-down

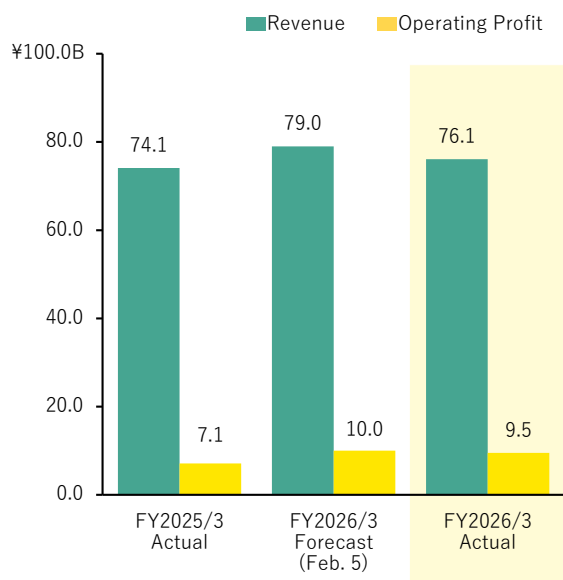
【YoY】

- Life Science Solutions revenues contracted due to stagnation in our core US market. Eye Care Solutions revenues grew on expanded sales mainly in Europe and the US. Segment total revenue declined
- Operating profit contracted on lower revenues, tariff impacts, and the booking of the provision in Eye Care Solutions

Nikon |

- Slide 9 looks at Healthcare.
- Versus our previous forecast, revenue was mostly in line; operating profit was below plan due to inventory disposals and write-downs.
- Year on year, overall segment revenue decreased. Life Sciences Solutions revenue declined due to stagnation in our core US market while Eye Care Solutions grew on expanded sales mainly in Europe and the US.
- Operating profit contracted on lower revenues, tariff impacts, and the booking of the provision in Eye Care Solutions.

The year ended March 31, 2026: Components Business



- **Vs. Previous Forecast:**
Revenue Down ¥2.9B, Operating Profit Down ¥0.5B
- **YoY: Revenue Up ¥2.0B, Operating Profit Up ¥2.4B**

【Vs. Previous Forecast】

- Revenue missed plan on delays to sales of optical components and others
- Despite the recognition of ¥1.4B impairment losses on fixed assets in Avonix*, the extent of the downside in operating profit was reduced due to product mix improvements and expense reductions

【YoY】

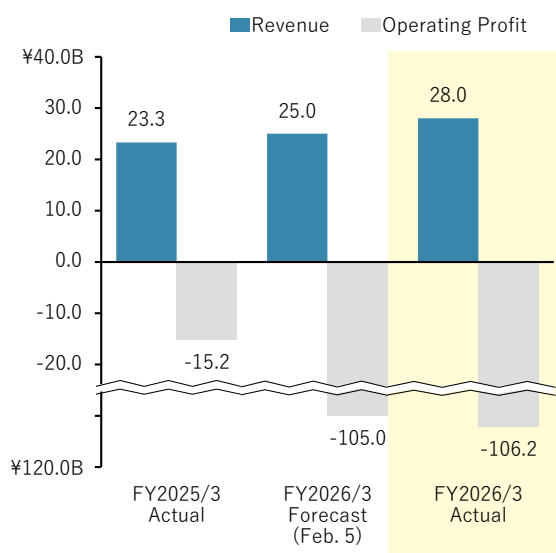
- Revenue and profit grew on increased sales of video measuring systems for electronic components and semiconductor applications and FPD photomask substrates
- The profitability improvements driven by restructuring implemented previous year in Industrial Solutions (formerly Industrial Metrology) also contributed to the profit growth

* Avonix Imaging, Inc. was acquired in 2023 and is mainly in the business of the development and manufacture of X-ray and CT systems

Nikon |

- Slide 10 covers Components.
- Revenue was below our previous forecast due to delayed sales of optical components and other products.
- Operating profit declined by 0.5 billion yen, primarily due to the additional booking of a 1.4 billion yen impairment at Avonix, a U.S.-based company engaged in the development and manufacture of X-ray and CT systems, partly offset by product mix improvements and cost reductions.
- Year on year, revenue and profit grew on increased sales of video measuring systems for electronic component and semiconductor applications and FPD photomask substrates. The profitability improvements driven by restructuring implemented in the previous fiscal year in Industrial Solutions (formerly Industrial Metrology) also contributed to the profit growth.

The year ended March 31, 2026: Digital Manufacturing Business



- **Vs. Previous Forecast:**
Revenue Up ¥3.0B, Operating Profit Down ¥1.2B
- **YoY: Revenue Up ¥4.7B, Operating Profit Down ¥91.0B**

[Vs. Previous Forecast]

- Revenue exceeded the plan because the sales of large-format metal 3D printer recorded earlier than expected in the defense and space segments. Booked record-high quarterly sales
- Operating profit missed plan due to the removal of fixed assets, disposal and write-down of inventory, and FX impacts despite increased due to higher revenue

[YoY]

- Amid an intensifying competitive environment, the overall metal 3D printer market remained flat. Meanwhile, demand for large-format metal 3D printers continued to expand mainly in the defense and space segments
- Revenue grew on increased sales of SLM's large-format metal 3D printers and FX tailwinds
- Profit dropped substantially due to ¥90.6B in impairment losses and ¥0.6B in restructuring costs

FY2026/3 intangible-asset amortization costs resulting from the Nikon SLM Solutions acquisition: ¥3.1B (Previous Forecast), ¥3.1B (Actual)

Nikon |

- Finally, Digital Manufacturing.
- Versus our previous forecast, revenue exceeded the plan due to earlier-than-expected sales of large-format metal 3D printers into the defense and space segments. Fourth quarter (Jan-Mar) revenue was record-high quarterly revenue for the business.
- Operating profit was below the plan, as revenue-driven gains were offset by losses on the disposal of fixed assets, inventory write-downs, and FX impacts.
- Year on year, the overall metal 3D printer market was stable, while demand for large-format metal 3D printers continued to expand, mainly in the defense and space segments.
- Year on year, segment-total revenue increased 20% on higher sales of SLM's large-format metal 3D printers and FX tailwinds. Operating profit declined by 91.0 billion yen, primarily due to 90.6 billion yen impairment loss and 0.6 billion yen in restructuring costs.

1. Financial Results for the year ended March 31, 2026

2. Forecast for the year ending March 31, 2027

Nikon |

- Next, I will explain this year's guidance.

Forecast for the year ending March 31, 2027: Summary

Revenue
¥740.0B

- **YoY: Up ¥62.9B**

- Expecting revenue growth on semiconductor-related business expansion, including semiconductor ArF dry and immersion lithography systems and EUV related components, a market recovery in Healthcare mainly in the US academia market, sales expansion in Digital Manufacturing, and FX tailwinds

Operating profit
¥10.0B

- **YoY: Up ¥122.4B**

- Expecting a substantial improvement to profit on the disappearance of one-time P&L factors* incurred previous year, profit growth on increased sales of ArF dry and immersion lithography systems in Precision Equipment, lower amortization costs of intangible assets and restructuring benefits in Digital Manufacturing

Profit attributable to owners of parent
¥10.0B

- **YoY: Up ¥96.0B**

Dividends
¥20

- **Annual dividend planned: ¥20** (interim ¥10 and year-end ¥10)
- **Dividend payout ratio planned: 65.9%**

Exchange rate

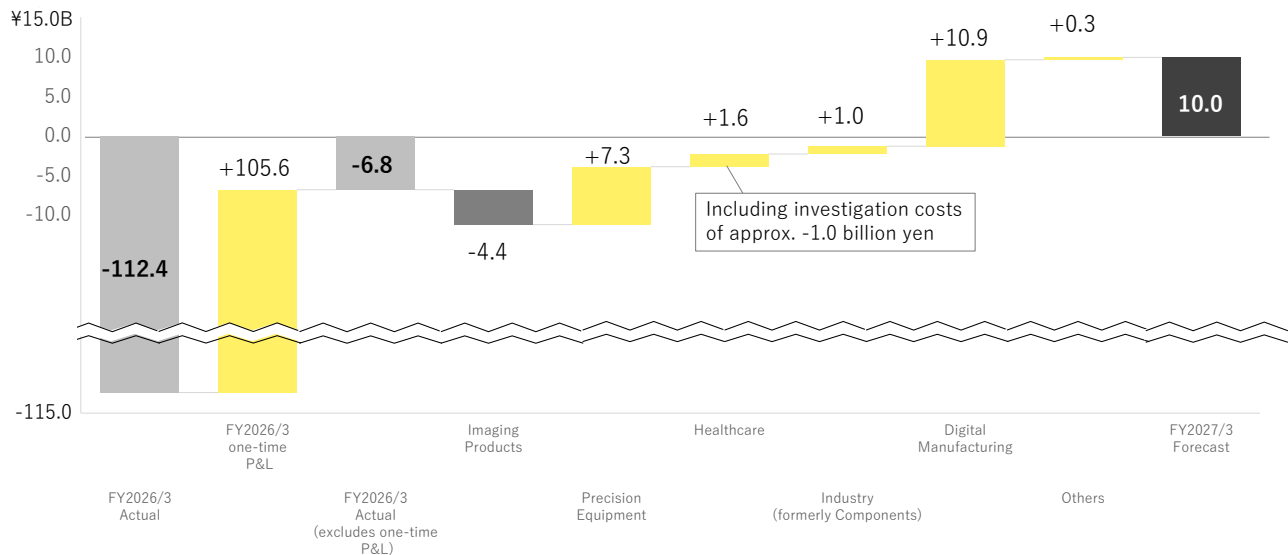
- **US\$ ¥155, EURO ¥180**

* See page 29 for details of one-time profit and losses

Nikon |

- Our assumed exchange rates are ¥155 per US dollar and ¥180 per euro, as shown at the bottom of the materials.
- For the fiscal year ending March 31, 2027, we forecast revenue of 740.0 billion yen, operating profit of 10.0 billion yen, and profit attributable to owners of parent is projected to be 10.0 billion yen.
- We expect revenue to increase by 62.9 billion yen, driven by semiconductor-related business expansion, including semiconductor ArF lithography systems and EUV related components, a market recovery in Healthcare mainly in the US academia market, sales expansion in Digital Manufacturing, and FX tailwinds.
- We expect a major upswing in operating profit of 122.4 billion yen, reflecting the disappearance of 105.6 billion yen in one-time P&L factors incurred last year, profit growth on increased sales of ArF lithography systems in Precision Equipment, and lower amortization of intangible assets and restructuring benefits in Digital Manufacturing.
- We expect an annual dividend of 20 yen per share, implying a payout ratio of 65.9%.

Changes in operating profit from the previous fiscal year (FY2026/3)
(excludes one-time P&L factors)



Note: From FY2027/3, the "Components Business" was renamed the "Industry Business".
Additionally, "Nikon Vision Co., Ltd." is transferred from the "Industry Business" to the "Imaging Products Business."
FY2026/3 actual figures have been adjusted to reflect the segment change.

Nikon

- Slide 14 shows the year-on-year change in operating income.
- Excluding 105.6 billion yen of one-time costs, underlying operating income last year was 6.8 billion yen loss. For the current year, we expect Digital Manufacturing and Precision Equipment to be the primary contributors to profit improvement, growing profits by 10.9 billion yen and 7.3 billion yen, respectively. Meanwhile, Imaging Products profit will contract 4.4 billion yen due in part to higher memory prices.
- Furthermore, the "Components Business" was renamed the "Industry Business" from this fiscal year.

Forecast for the year ending March 31, 2027:
Financial Highlights

Billions of Yen	FY2026/3	FY2027/3	Change	
	Actual (A)	Forecast (B)	Amount (B)-(A)	% (B)/(A)
Revenue	677.1	740.0	+62.9	+9.3%
Operating profit	-112.4	10.0	+122.4	-
% vs Revenue	-16.6%	1.4%	+18.0P	
Profit before tax	-106.5	14.0	+120.5	-
% vs Revenue	-15.7%	1.9%	+17.6P	
Profit attributable to owners of parent	-86.0	10.0	+96.0	-
% vs Revenue	-12.7%	1.4%	+14.1P	
ROE	-14.1%	1.7%	+15.8P	-
EPS	-¥261.57	¥30.36	+¥291.93	-
Annual Dividends	¥40	¥20	-¥20	-
Exchange Rate: US\$	¥151	¥155	Impact on Revenue +13.7	
EURO	¥175	¥180	Impact on Operating profit +3.3	

Note: The numbers of issued shares assumed for EPS forecast calculation: approx. 329.4M shares

Nikon |

- See slide 15.
- This slide summarizes our KPIs and year-on-year comparisons.

Forecast for the year ending March 31, 2027:

Forecast by Segment

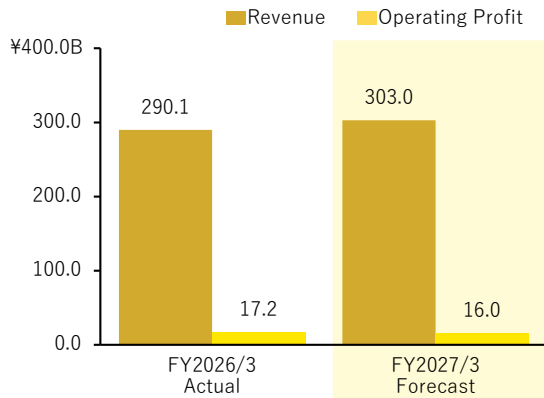
Billions of Yen		FY2026/3	FY2027/3	Change	
		Actual (A)	Forecast (B)	Amount (B)-(A)	% (B)/(A)
Imaging Products Business	Revenue	290.1	303.0	+12.9	+4.4%
	Operating profit	17.2	16.0	-1.2	-7.1%
	% vs Revenue	5.9%	5.3%	-0.6P	
Precision Equipment Business	Revenue	167.2	188.0	+20.8	+12.4%
	Operating profit	-4.5	12.0	+16.5	-
	% vs Revenue	-2.7%	6.4%	+9.1P	
Healthcare Business	Revenue	111.9	127.0	+15.1	+13.5%
	Operating profit	1.5	6.0	+4.5	+284.3%
	% vs Revenue	1.4%	4.7%	+3.3P	
Industry Business (formerly Components Business)	Revenue	76.1	84.0	+7.9	+10.4%
	Operating profit	9.0	12.0	+3.0	+33.3%
	% vs Revenue	11.8%	14.3%	+2.5P	
Digital Manufacturing Business	Revenue	28.0	34.0	+6.0	+21.0%
	Operating profit	-106.2	-4.0	+102.2	-
	% vs Revenue	-378.4%	-11.8%	+366.6P	
Others (incl. Corporate expenses, etc.)	Revenue	3.6	4.0	+0.4	+9.2%
	Operating profit	-29.3	-32.0	-2.7	-
	% vs Revenue	-16.6%	1.4%	+18.0P	
Consolidated	Revenue	677.1	740.0	+62.9	+9.3%
	Operating profit	-112.4	10.0	+122.4	-
	% vs Revenue	-16.6%	1.4%	+18.0P	

Note: FY2026/3 actual figures have been adjusted to reflect the segment change.

Nikon |

- Slide 16 shows full-year guidance by segment, with year-on-year comparisons.

Forecast for the year ending March 31, 2027: Imaging Products Business



• YoY: Revenue Up ¥12.9B, Operating Profit Down ¥1.2B

- Although the DCIL market is expected to remain solid over the mid- to long-term, changes in logistics and material costs, shifting consumer sentiment, and other uncertainties are intensifying
- Revenue is expected to grow mainly on FX tailwinds though sales volumes remain mostly flat YoY
- Operating profit to decline as soaring memory prices and other factors, despite FX tailwinds and the disappearance of one-time costs booked previous year

Digital Camera-Interchangeable Lens type(units: 1,000)

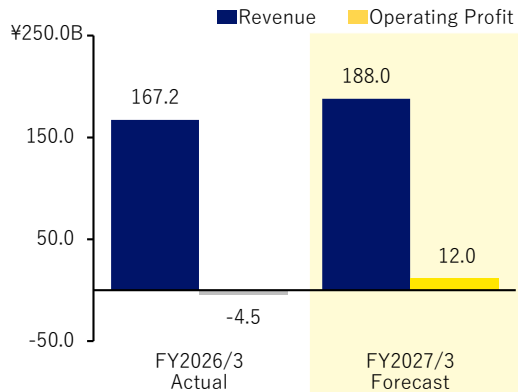
Market Scale	7,040	7,000
Nikon	910	900
Interchangeable Lens (units:1,000)		
Market Scale	10,670	10,000
Nikon	1,300	1,300

Note: FY2026/3 results have been re-stated to reflect segmentation changes.

Nikon |

- Turning to segment outlook, I will start with Imaging Products.
- We expect the DCIL market to remain solid over the mid- to long-term, with an estimated market size of 7.0 million units this year, in line with last year. However, uncertainty is intensifying in the short term due to shifts in consumer sentiment and changes in logistics and material costs.
- We plan to sell approximately 900,000 units of camera bodies and 1.3 million units of lenses, mostly in line with last year.
- Revenue is expected to increase by 12.9 billion yen year on year, mainly on FX tailwinds.
- Operating profit is expected to decline by 1.2 billion yen year on year to 16.0 billion yen as soaring memory prices and other factors more than offset exchange-rate tailwinds and the disappearance of 3.2 billion yen in one-time costs booked previous year.

Forecast for the year ending March 31, 2027: Precision Equipment Business



• YoY: Revenue Up ¥20.8B, Operating Profit Up ¥16.5B

- Revenue to grow as a decline in sales volumes of FPD lithography systems is expected to be offset by an increase in semiconductor ArF dry and immersion lithography systems sales volumes
- Operating profit to grow on the disappearance of one-time costs from previous year and increased sales of ArF dry and immersion lithography systems
- The digital lithography system "DSP-100," for which orders began previous fiscal year, has secured its first order. The first unit of the new ArF dry lithography system "NSR-S333F" was shipped

FPD Lithography Systems (units)

Market Scale (CY25/26)	67	50
Nikon	32	27

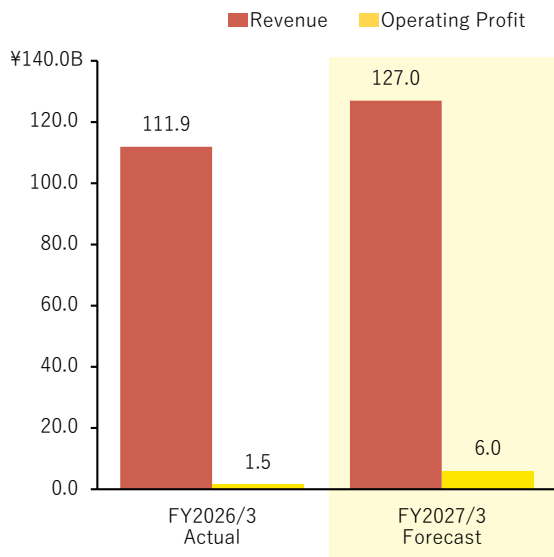
Semiconductor Lithography Systems (New/Refurbished, units)

Market Scale (CY25/26)	570	580
Nikon	22/5	23/6

Nikon |

- Next, Precision Equipment.
- We forecast segment revenue of 188.0 billion yen, up 20.8 billion yen year on year.
- Sales volumes of FPD lithography systems are expected to decline to 27 units from 32 units last year, mainly due to fewer G6 systems for small and mid-sized panels. Sales volumes of semiconductor lithography systems are expected to increase to 29 units from 27 units last year, with higher-priced ArF lithography systems up by seven units despite lower sales units for i-line and KrF systems.
- Operating profit is expected to rise to 12.0 billion yen, up 16.5 billion yen, reflecting the disappearance of 9.2 billion yen in one-time costs from last year and higher sales of ArF lithography systems.
- Meanwhile, we received our first order for the "DSP-100" digital lithography system, for which we began taking orders from last fiscal year.
- Moreover, we shipped the first unit of the "NSR-S333F" ArF dry lithography system, for which we also began taking orders from last fiscal year.

Forecast for the year ending March 31, 2027: Healthcare Business



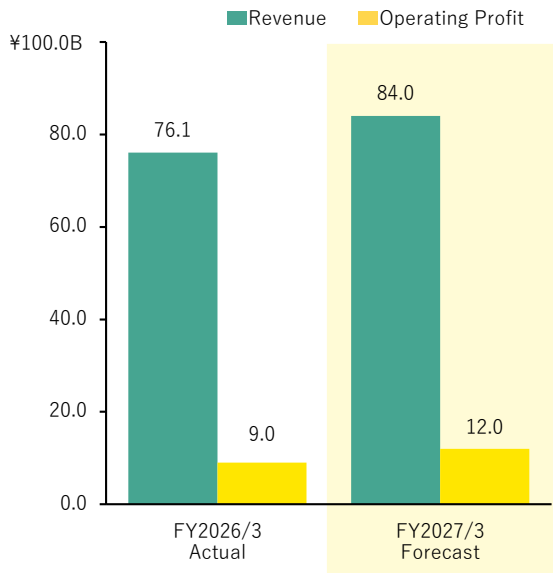
• YoY: Revenue Up ¥15.1B, Operating Profit Up ¥4.5B

- In Life Science Solutions, revenue to grow as stagnant sales to US academia are expected to recover heading into 2H, and increased sales are also expected in Asia and China
- In Eye Care Solutions, performance to be in line with previous year as markets in Europe and the US trend solidly
- In Contract Cell Development and Manufacturing, revenue to grow driven by expansion of existing projects
- Operating profit to grow on increased revenues and the decrease of one-time costs from previous year, despite one-time expense of approximately 1 billion yen

Nikon |

- Slide 19 looks at Healthcare.
- In Life Science Solutions, we expect revenue to grow as stagnant sales to US academia are expected to recover heading into the second-half, and increased sales are also expected in Asia and China.
- In Eye Care Solutions, performance is expected to be in line with last year as markets in Europe and the US trend solidly.
- In Contract Cell Development and Manufacturing, revenue is expected to grow driven by expansion of existing projects.
- Overall, segment revenue is projected to increase by 15.1 billion yen year on year.
- Operating profit is expected to increase by 4.5 billion yen year on year, supported by higher revenue and lower one-time costs, partially offset by a planned approx. 1.0 billion yen one-time expense in Eye Care Solutions.

Forecast for the year ending March 31, 2027: Industry Business (formerly Components Business)



• YoY: Revenue Up ¥7.9B, Operating Profit Up ¥3.0B

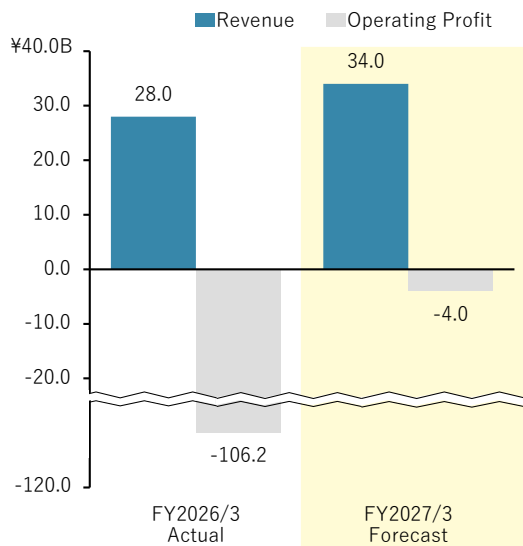
- Revenue to grow on increased sales of EUV related components and other customized products
- In optical parts and optical components, as well as the field of inspection and measurement equipment such as X-ray and CT systems, we expect solid performance, supported by strengthened sales expansion efforts
- FPD photomask substrates are expected to see a decline in reaction to the increase in sales in the previous fiscal year
- Operating profit to grow on increased revenue and the disappearance of one-time costs incurred previous year, despite increased expenses resulting from strengthening sales activities and the launch of new products

Note: FY2026/3 results have been re-stated to reflect segmentation changes.

Nikon |

- Slide 20 covers the Industry Business.
- Revenue is projected to increase by 7.9 billion yen year on year, driven by higher sales of EUV related components and other customized products.
- We expect steady demand for optical parts and optical components as well as inspection and measurement equipment, including X-ray and CT systems, as we strengthen sales execution.
- Sales of FPD photomask substrates are expected to revert downward from last year's high.
- Operating profit is expected to increase by 2.5 billion yen year on year on higher revenue and the disappearance of one-time costs incurred last year, partially offset by higher costs to strengthen sales and launch new products.

Forecast for the year ending March 31, 2027: Digital Manufacturing Business



• YoY: Revenue Up ¥6.0B, Operating Profit Up ¥102.2B

- The overall market for metal 3D printers is expected to see increased demand for large-format metal 3D printers mainly in the defense and space segments
- Recorded 20% YoY growth in orders from SLM's large-format metal 3D printers in the previous fiscal year. Orders in the Jan-Mar 2026 quarter marked a quarterly high
- Revenue to grow on further sales expansion of SLM's large-format metal 3D printers mainly in the defense and space segments
- Operating losses to contract substantially on increased revenues, the disappearance of ¥91.3B in one-time costs from the previous year, a ¥2.6B reduction in amortization costs of intangible assets, and restructuring benefits
- SLM to turn profitable in FY2027/3. Total segment to turn profitable in FY2028/3.

Note: Estimation of intangible-asset amortization costs resulting from the Nikon SLM Solutions acquisition: ¥3.1B (FY2026/3 Actual), ¥0.5B (FY2027/3 Forecast)

Nikon |

- Next, I will speak to Digital Manufacturing.
- We expect demand for large-format metal 3D printers to continue expanding, led by the defense and space segments.
- We recorded 20% year-on-year growth in orders from SLM's large-format metal 3D printers in the previous year. In particular, orders in the Jan-Mar 2026 quarter marked a quarterly high.
- Segment revenue is projected to increase by 6.0 billion yen year on year, driven by higher sales of SLM's large-format metal 3D printers to the defense and space segments.
- Segment operating losses are projected to be 4.0 billion yen, a substantial improvement reflecting revenue growth, the disappearance of 91.3 billion yen in one-time costs from the previous year, a 2.6 billion yen reduction in intangible amortization, and restructuring benefits.
- This fiscal year SLM will turn profitable. The total segment will turn profitable in FY2028/3.

Closing Statement

In closing:

- In the prior fiscal year, we recorded an operating loss of 112.4 billion yen, including 105.6 billion yen of one-time costs such as Digital Manufacturing impairment losses. Excluding these one-time P&L items, underlying operating loss was 6.8 billion yen.
- For the current fiscal year, we expect revenue growth across all segments and profit improvement in all segments except Imaging Products, which is impacted by higher memory prices.
- As the first year of our new Medium-Term Management Plan, we will execute short-term business performance recovery initiatives while monitoring external risks, including geopolitical uncertainty in the Middle East.
- Thank you for your attention.

Reference Data

Business segments and major products

Segment	Description	Major products					
Imaging Products Business	Digital camera-interchangeable lens type Interchangeable lens Digital cinema camera	Digital Cinema Camera (ZR)	Mirrorless Camera (Zf Silver)	[NIKKOR Z 70-200mm f/2.8 VR S II]	[V-RAPTOR (XE) Z Mount]		
Precision Equipment Business	FPD lithography system Semiconductor lithography system Digital lithography system Alignment station	FPD Lithography System (FX-88SL)	AFI Immersion Scanner (NSR-5536E)	Digital Lithography System (DSP-100)	Alignment Station (Litho Booster)		
Healthcare Business	Biological microscope (Life Science Solutions) Retinal diagnostic imaging system (Eye Care Solutions) Contract Cell Development and Manufacturing	Confocal Microscope System (AX/AX R)	Ultra-Widefield Retinal Diagnostic Imaging System with Integrated UWF-Guided Swept Source OCT (Silverstone)	Contract Cell Development and Manufacturing			
Industry Business (formerly Components Business)	EUV related components Optical parts, Optical components Encoders, Measuring and inspection systems Photomask substrates for FPD	Optical Components	Multi-turn External Battery-Free Absolute Encoder (MAR-M700MFA)	Video Meas. System (NEKV VM Series)	Laser Radar APDIX MV5X	Versatile Large-Envelope X-ray and CT System (VOXLS 40 C 450)	Photomask Substrates for FPD
Digital Manufacturing Business	Metal 3D printer Optical processing machine 3D scanner Contract material processing	Metal 3D Printer (NXG 600E)	Material Processing Machine (Lasermeister LM300A)	3D Scanner (Lasermeister SB100)	Contract Material Processing		

The year ended March 31, 2026:
Financial Highlights

Billions of Yen	FY2023/3	FY2024/3	FY2025/3			FY2026/3		
	Full Year	Full Year	1H	2H	Full Year	1H	2H	Full Year
Revenue	628.1	717.2	332.7	382.5	715.2	312.9	364.2	677.1
Operating profit	54.9	39.7	5.8	-3.4	2.4	-4.8	-107.6	-112.4
% vs Revenue	8.7%	5.5%	1.7%	-0.9%	0.3%	-1.5%	-29.5%	-16.6%
Profit before tax	57.0	42.6	4.4	0.1	4.5	-5.2	-101.3	-106.5
% vs Revenue	9.1%	5.9%	1.3%	0.0%	0.6%	-1.7%	-27.8%	-15.7%
Profit attributable to owners of parent	44.9	32.5	2.9	3.2	6.1	5.3	-91.3	-86.0
% vs Revenue	7.2%	4.5%	0.9%	0.8%	0.9%	1.7%	-25.1%	-12.7%
FCF	-112.1	-10.6		-21.7			-170.0	
ROE	7.4%	5.0%		0.9%			-14.1%	
EPS	¥125.46	¥94.03		¥17.86			-¥261.57	
Annual Dividends	¥45	¥50		¥50			¥40	
Exchange Rate: US\$	¥135	¥145	¥153	¥152	¥153	¥146	¥156	¥151
EURO	¥141	¥157	¥166	¥162	¥164	¥168	¥182	¥175

Nikon |

The year ended March 31, 2026:
Performance by Segment

Billions of Yen		FY2025/3 Actual (A)			FY2026/3 Actual (B)			Change (B)-(A)		
		1H	2H	Full Year	1H	2H	Full Year	1H	2H	Full Year
Imaging Products Business	Revenue	151.7	143.6	295.3	145.0	145.0	290.0	-6.7	+1.4	-5.3
	Operating profit	28.8	12.5	41.3	15.1	1.6	16.7	-13.7	-10.9	-24.6
Precision Equipment Business	Revenue	81.5	120.4	201.9	69.8	97.4	167.2	-11.7	-23.0	-34.7
	Operating profit	0.9	0.6	1.5	3.0	-7.5	-4.5	+2.1	-8.1	-6.0
Healthcare Business	Revenue	55.1	61.3	116.4	51.2	60.7	111.9	-3.9	-0.6	-4.5
	Operating profit	1.3	5.4	6.7	0.3	1.2	1.5	-1.0	-4.2	-5.2
Components Business	Revenue	30.4	43.7	74.1	35.1	41.0	76.1	+4.7	-2.7	+2.0
	Operating profit	1.4	5.7	7.1	5.2	4.3	9.5	+3.8	-1.4	+2.4
Digital Manufacturing Business	Revenue	11.7	11.6	23.3	9.8	18.2	28.0	-1.9	+6.6	+4.7
	Operating profit	-6.4	-8.8	-15.2	-8.9	-97.3	-106.2	-2.5	-88.5	-91.0
Others	Revenue	2.0	2.0	4.0	1.8	1.8	3.6	-0.2	-0.2	-0.4
	Operating profit	0.6	2.3	2.9	-0.5	1.9	1.4	-1.1	-0.4	-1.5
Corporate expenses, etc.	Operating profit	-20.9	-21.1	-42.0	-19.0	-11.8	-30.8	+1.9	+9.3	+11.2
	Broken out: Expense related to investment in growth	-9.9	-10.5	-20.4	-8.4	-9.4	-17.8	+1.5	+1.1	+2.6
	Broken out: Expense for administration department	-12.0	-11.5	-23.5	-8.9	-4.3	-13.2	+3.1	+7.2	+10.3
	Broken out: Elimination of intersegment transactions	1.0	0.9	1.9	-1.7	1.9	0.2	-2.7	+1.0	-1.7
Consolidated	Revenue	332.7	382.5	715.2	312.9	364.2	677.1	-19.8	-18.3	-38.1
	Operating profit	5.8	-3.4	2.4	-4.8	-107.6	-112.4	-10.6	-104.2	-114.8

The year ended March 31, 2026:
Performance by Segment

Billions of Yen		FY2025/3	Previous	FY2026/3	Change		Change	
		Actual (A)	Forecast (Feb. 6) (B)	Actual (C)	Amount (C)-(A)	% (C)/(A)	Amount (C)-(B)	% (C)/(B)
Imaging Products Business	Revenue	295.3	290.0	290.0	-5.3	-1.8%	±0.0	+0.0%
	Operating profit	41.3 (43.2)	21.0	16.7 (19.9)	-24.6	-59.5%	-4.3	-20.4%
Precision Equipment Business	Revenue	201.9	165.0	167.2	-34.7	-17.2%	+2.2	+1.4%
	Operating profit	1.5 (15.6)	1.0 (2.9)	-4.5 (4.7)	-6.0	-	-5.5	-
Healthcare Business	Revenue	116.4	112.0	111.9	-4.5	-3.9%	-0.1	-0.1%
	Operating profit	6.7 (8.7)	2.5 (5.9)	1.5 (4.4)	-5.2	-76.8%	-1.0	-37.6%
Components Business	Revenue	74.1	79.0	76.1	+2.0	+2.8%	-2.9	-3.6%
	Operating profit	7.1 (8.9)	10.0 -	9.5 (11.5)	+2.4	+33.0%	-0.5	-4.5%
Digital Manufacturing Business	Revenue	23.3	25.0	28.0	+4.7	+20.3%	+3.0	+12.4%
	Operating profit	-15.2 -	-105.0 (-13.8)	-106.2 (-14.9)	-91.0	-	-1.2	-
Others (incl. Corporate expenses, etc.)	Revenue	4.0	4.0	3.6	-0.4	-8.7%	-0.4	-8.4%
	Operating profit	-39.1 (-32.0)	-29.5 (-33.3)	-29.4 (-32.4)	+9.7	-	+0.1	-
Consolidated	Revenue	715.2	675.0	677.1	-38.1	-5.3%	+2.1	+0.3%
	Operating profit	2.4 (29.6)	-100.0 (-7.5)	-112.4 (-6.8)	-114.8	-	-12.4	-

Note: Figures in parentheses for operating profit exclude one-time profit and losses.

Nikon |

The year ended March 31, 2026:
Quarterly Performance by Segment

Billions of Yen		FY2026/3				
		Q1	Q2	Q3	Q4	Full Year
Imaging Products Business	Revenue	80.0	65.0	84.0	61.0	290.0
	Operating profit	11.0	4.1	5.8	-4.2	16.7
Precision Equipment Business	Revenue	33.8	36.0	34.8	62.6	167.2
	Operating profit	1.8	1.2	-2.4	-5.1	-4.5
Healthcare Business	Revenue	23.1	28.1	27.8	32.9	111.9
	Operating profit	-1.8	2.1	-0.9	2.1	1.5
Components Business	Revenue	15.1	20.0	16.7	24.3	76.1
	Operating profit	1.8	3.4	1.4	2.9	9.5
Digital Manufacturing Business	Revenue	5.0	4.8	6.8	11.4	28.0
	Operating profit	-4.1	-4.8	-94.5	-2.8	-106.2
Others	Revenue	0.8	1.0	0.9	0.9	3.6
	Operating profit	-0.2	-0.3	-1.0	2.9	1.4
Corporate expenses, etc.	Operating profit	-9.6	-9.4	-7.1	-4.7	-30.8
	Broken out: Expense related to investment in growth	(-9.0)	(-8.9)	(-7.0)	(-9.0)	(-33.8)
	Broken out: Expense for administration department	-4.1	-4.3	-4.2	-5.2	-17.8
	Broken out: Elimination of intersegment transactions	-4.0	-4.9	-4.1	-0.2	-13.2
Consolidated	Revenue	-1.4	-0.3	1.3	0.6	0.2
	Operating profit	158.1	154.8	171.0	193.2	677.1
	Operating profit	-1.1	-3.7	-98.8	-8.8	-112.4
		(±0.0)	(-4.8)	(-6.3)	(4.2)	(-6.8)

Note: Figures in parentheses for operating profit exclude one-time profit and losses.

Nikon

The year ended March 31, 2025:
One-Time Costs by Segment

Billions of Yen	FY2025/3					Details
	Q1	Q2	Q3	Q4	Full Year	
Imaging Products Business	-0.5	-	-	-1.4	-1.9	Q1: RED acquisition related expenses -0.5 Q4: MRMC* fixed asset impairment losses -0.8, intellectual property related expenses -0.6
Precision Equipment Business	-	-	-	-14.1	-14.1	Impairment of fixed assets -7.8, inventory write-downs -5.0, restructuring costs (optimization of service bases) -1.2
Healthcare Business	-0.5	-0.4	-0.4	-0.7	-2.0	Eye Care Solutions investigation costs, etc.
Components Business	-	-	-0.8	-1.0	-1.8	Restructuring costs (optimization of organization of the formerly Industrial Metrology Business) -1.8
Digital Manufacturing Business	-	-	-	-	-	
Others (incl. Corporate expenses, etc.)	-	-5.1	-1.3	-0.7	-7.1	Q2: HQ relocation costs -5.1 Q3/Q4: restructuring costs (footprint reorganization) -1.8 etc.
Consolidated	-1.0	-5.5	-2.6	-18.1	-27.2	

*Mark Roberts Motion Control: Acquired in 2016. Main businesses are design, develop, manufacture, sales and rental of robotic motion control camera equipment

Nikon |

The year ended March 31, 2026:
One-Time Profit/Losses by Segment

Billions of Yen	FY2025/3					Details
	Q1	Q2	Q3	Q4	Full Year	
Imaging Products Business	-	-	-	-3.2	-3.2	Costs related to the sale of MRMC shares -3.2
Precision Equipment Business	-	+2.1	-	-11.3	-9.2	Q2: Gain from transfer of business +2.9 and restructuring costs (optimization of service bases) -0.8 Q4: fixed-asset impairment losses -5.7, inventory write-downs -5.5
Healthcare Business	-0.5	-0.4	-1.8	-0.1	-2.9	Q1-Q4: Eye Care Solutions investigation costs, etc. -1.4 Q3: Eye Care Solutions provision -1.4
Components Business	-	-	-	-2.0	-2.0	Avonix* fixed assets impairment losses -1.4, restructuring costs -0.6
Digital Manufacturing Business	-	-	-90.6	-0.6	-91.3	Q3: Impairment losses on fixed assets -90.6 Q4: Restructuring costs -0.6
Others (incl. Corporate expenses, etc.)	-0.6	-0.5	-0.1	+4.3	+3.0	Q1-Q3: Expenses related to footprint reorganization -1.2 Q4: NCC** fixed-asset impairment losses -0.6, Capital gain on sale of idle land +4.9
Consolidated	-1.1	+1.1	-92.5	-13.0	-105.6	

* Avonix Imaging, Inc. was acquired in 2023 and is mainly in the business of the development and manufacture of X-ray and CT systems

** Nikon Creates (NCC) is mainly in the business of the planning, filming and production of next-generation imaging contents

Nikon |

Forecast for the year ending March 31, 2027:
Financial Highlights

Billions of Yen	FY2026/3 Actual (A)			FY2027/3 Forecast (B)			Change (B)-(A)		
	1H	2H	Full Year	1H	2H	Full Year	1H	2H	Full Year
Revenue	312.9	364.2	677.1	343.0	397.0	740.0	+30.1	+32.8	+62.9
Operating profit	-4.8	-107.6	-112.4	-7.0	17.0	10.0	-2.2	+124.6	+122.4
% vs Revenue	-1.5%	-29.5%	-16.6%	-2.0%	4.3%	1.4%	-0.5P	+33.8P	+18.0P
Profit before tax	-5.2	-101.3	-106.5	-5.0	19.0	14.0	+0.2	+120.3	+120.5
% vs Revenue	-1.7%	-27.8%	-15.7%	-1.5%	4.8%	1.9%	+0.2P	+32.6P	+17.6P
Profit attributable to owners of parent	5.3	-91.3	-86.0	-3.0	13.0	10.0	-8.3	+104.3	+96.0
% vs Revenue	1.7%	-25.1%	-12.7%	-0.9%	3.3%	1.4%	-2.6P	+28.4P	+14.1P
ROE	-14.1%			1.7%			+15.8P		
EPS	-¥261.57			¥30.36			¥291.93		
Annual Dividends	¥40			¥20			-¥20		
Exchange Rate: US\$	¥146	¥156	¥151	¥155	¥155	¥155	+¥9	-¥1	+¥4
EURO	¥168	¥182	¥175	¥180	¥180	¥180	+¥12	-¥2	+¥5

Note: The numbers of issued shares assumed for EPS forecast calculation: approx. 329.4M shares

Nikon |

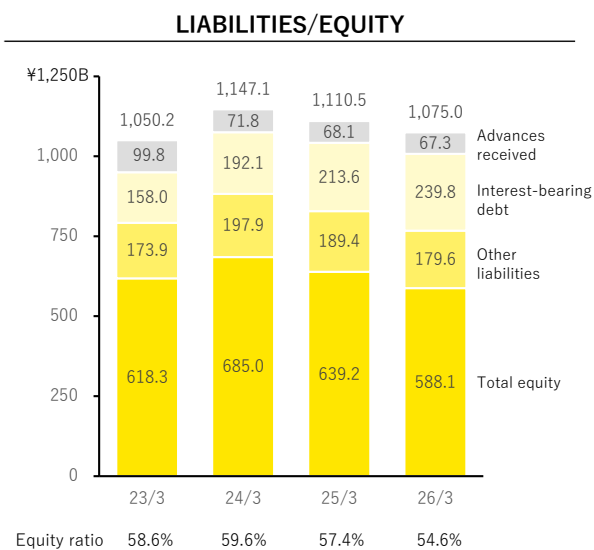
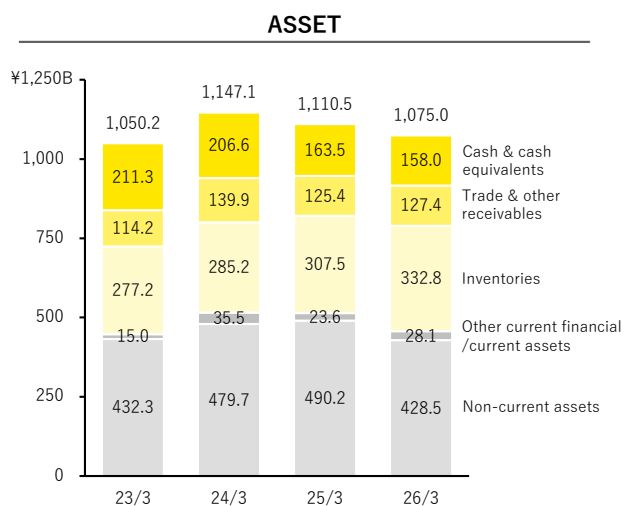
Forecast for the year ending March 31, 2027:
Forecast by Segment

Billions of Yen		FY2026/3 Actual (A)			FY2027/3 Forecast (B)			Change (B)-(A)		
		1H	2H	Full Year	1H	2H	Full Year	1H	2H	Full Year
Imaging Products Business	Revenue	145.0	145.1	290.1	143.0	160.0	303.0	-2.0	+14.9	+12.9
	Operating profit	15.4	1.8	17.2	7.5	8.5	16.0	-7.9	+6.7	-1.2
Precision Equipment Business	Revenue	69.8	97.4	167.2	89.0	99.0	188.0	+19.2	+1.6	+20.8
	Operating profit	3.0	-7.5	-4.5	2.5	9.5	12.0	-0.5	+17.0	+16.5
Healthcare Business	Revenue	51.2	60.7	111.9	58.0	69.0	127.0	+6.8	+8.3	+15.1
	Operating profit	0.3	1.2	1.5	0.0	6.0	6.0	-0.3	+4.8	+4.5
Industry Business (formerly Components Business)	Revenue	35.0	41.1	76.1	34.0	50.0	84.0	-1.0	+8.9	+7.9
	Operating profit	4.9	4.1	9.0	2.5	9.5	12.0	-2.4	+5.4	+3.0
Digital Manufacturing Business	Revenue	9.8	18.2	28.0	17.0	17.0	34.0	+7.2	-1.2	+6.0
	Operating profit	-8.9	-97.3	-106.2	-2.5	-1.5	-4.0	+6.4	+95.8	+102.2
Others	Revenue	1.8	1.8	3.6	2.0	2.0	4.0	+0.2	+0.2	+0.4
	Operating profit	-0.5	1.9	1.4	-1.0	3.0	2.0	-0.5	+1.1	+0.6
Corporate expenses, etc.	Operating profit	-19.0	-11.7	-30.7	-16.0	-18.0	-34.0	+3.0	-6.3	-3.3
	Broken out: Expense related to investment in growth	-8.4	-9.4	-17.8	-7.5	-8.0	-15.5	+0.9	+1.4	+2.3
	Broken out: Expense for administration department	-8.9	-4.3	-13.2	-8.5	-8.5	-17.0	+0.4	-4.2	-3.8
	Broken out: Elimination of intersegment transactions	-1.7	2.0	0.3	0.0	-1.5	-1.5	+1.7	-3.5	-1.8
Consolidated	Revenue	312.9	364.2	677.1	343.0	397.0	740.0	+30.1	+32.8	+62.9
	Operating profit	-4.8	-107.6	-112.4	-7.0	17.0	10.0	-2.2	+124.6	+122.4

Note: FY2026/3 results have been re-stated to reflect segmentation changes.

Nikon |

The year ended March 31, 2026: Financial Position

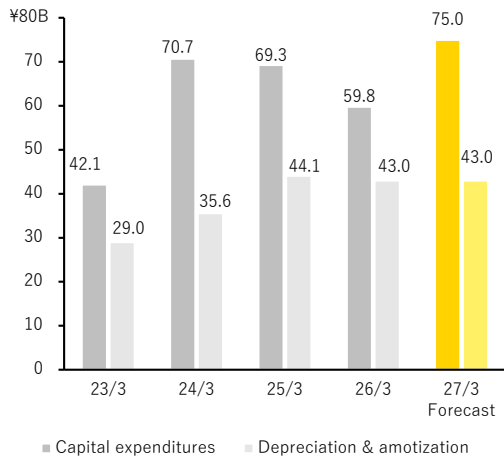


Note: Cash and cash equivalents exclude time deposits with maturities of three months or more.
Equity ratio is the ratio of equity attributable to owners of parent to total assets.

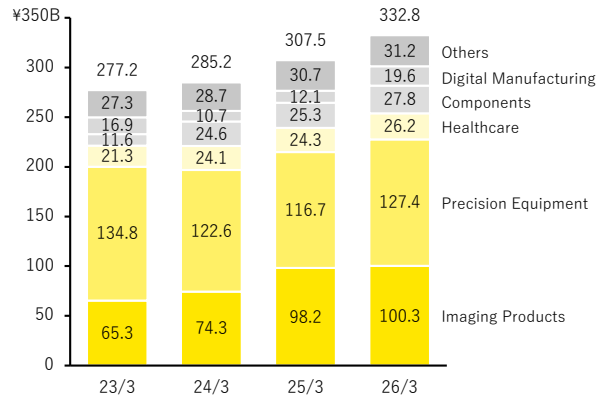
Nikon |

Capital Expenditures, Depreciation & Amortization, and Inventories

CAPITAL EXPENDITURES, DEPRECIATION & AMORTIZATION

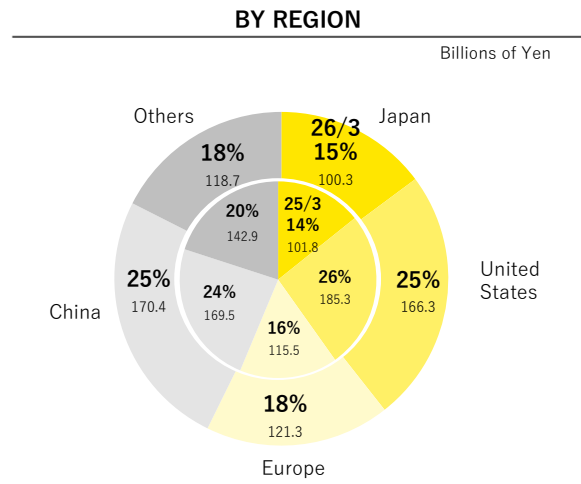
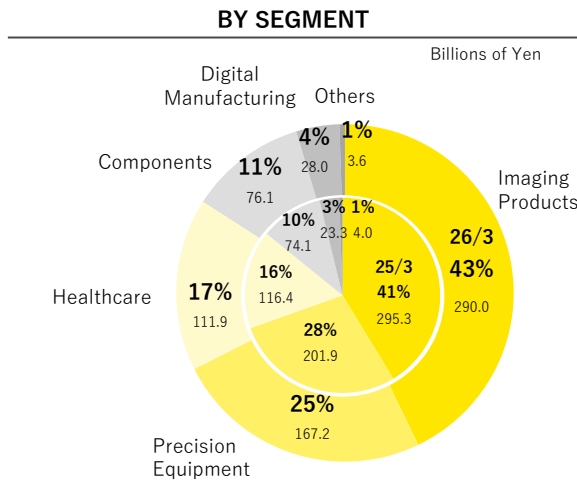


BREAKDOWN OF INVENTORIES



Note: Capital expenditures include right-of-use assets.
 Depreciation & amortization include right-of-use assets, depreciation of property, plant and equipment and amortization of intangible assets obtained by business combination.

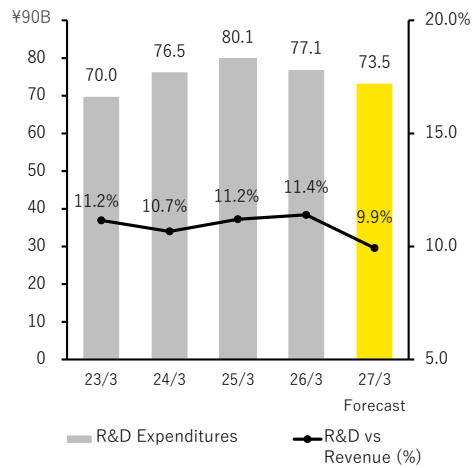
The year ended March 31, 2026: Revenue Breakdown



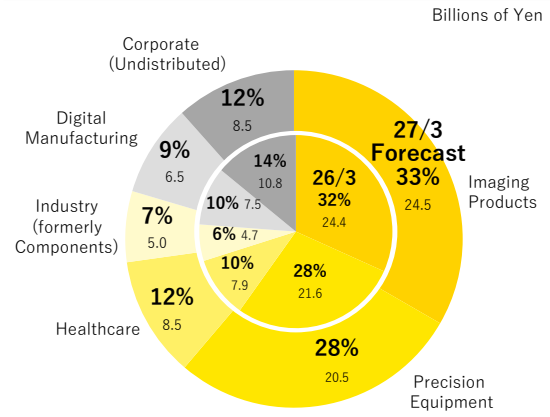
Note: The outside and inside circles show the breakdown of FY2026/3 revenue of ¥677.1B and FY2025/3 revenue of ¥715.2B, respectively.

Forecast for the year ending March 31, 2027: R&D Expenditures

R&D EXPENDITURES



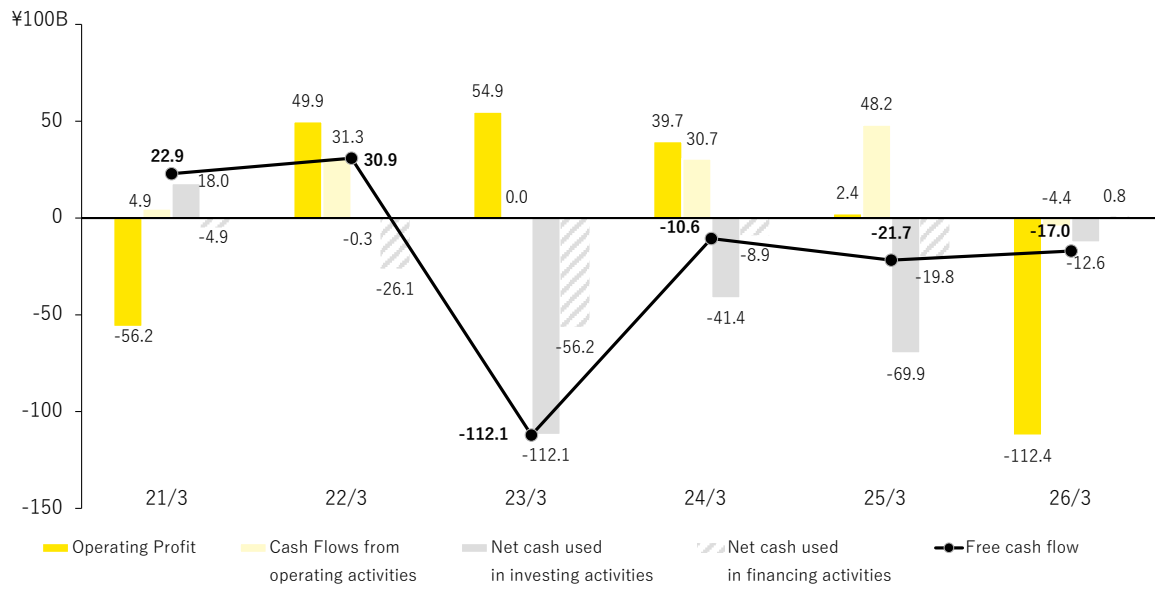
R&D EXPENDITURES BREAKDOWN



Note: R&D expenditures include capitalization of some development expenditures.
 Note: FY2026/3 results have been re-stated to reflect segmentation changes.

Nikon

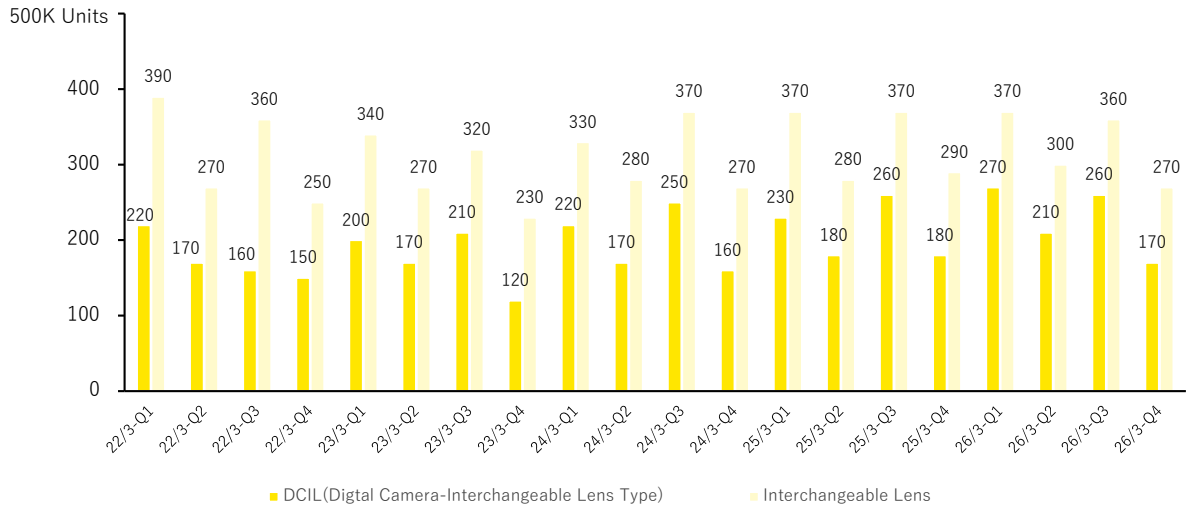
Cash Flow History



Note: FCF + CF from financial activities + Effect of exchange rate changes on cash and cash equivalents = net increase (decrease) in cash and cash equivalents

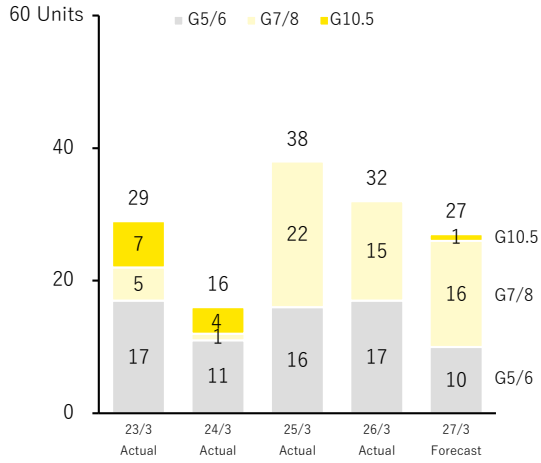
Imaging Products Business: Sales Units

SALES IN UNITS BY PRODUCT CATEGORY

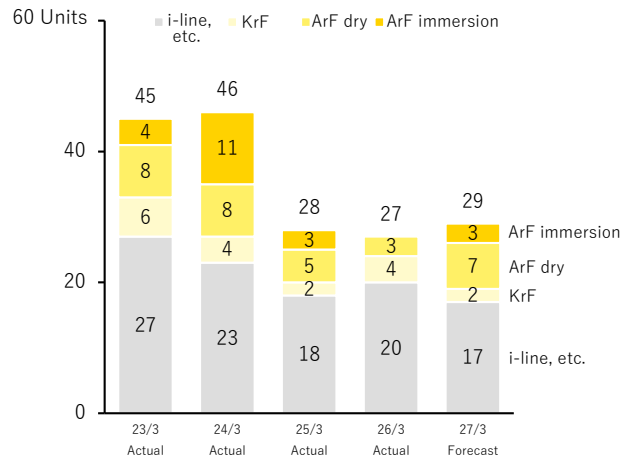


Forecast for the year ending March 31, 2027: Precision Equipment Business Sales Units

FPD LITHOGRAPHY SYSTEMS SALES BY GENERATION



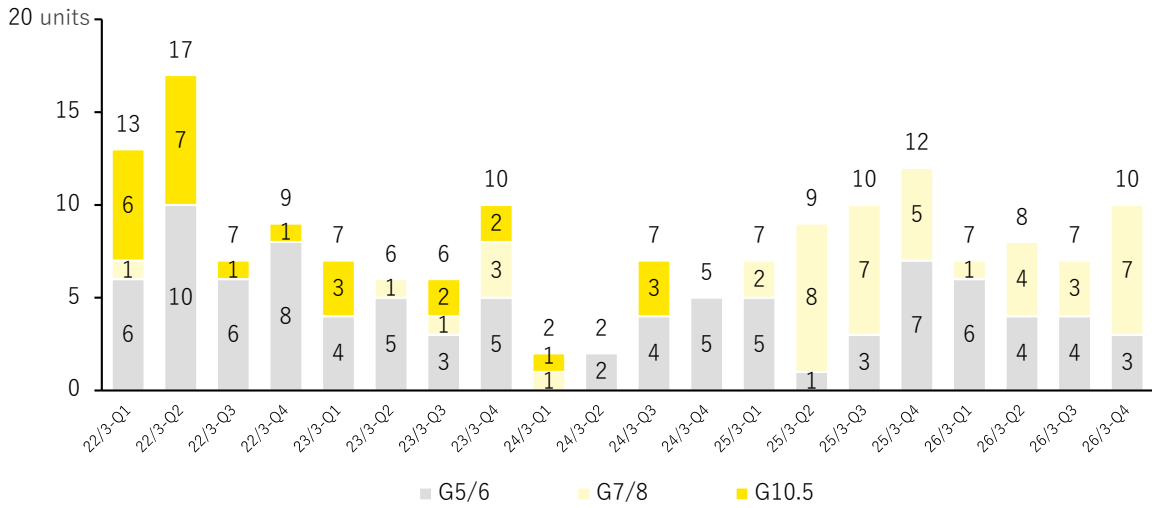
SEMICONDUCTOR LITHOGRAPHY SYSTEMS SALES BY TECHNOLOGY (INCL. REFURBISHED)



Note: "i-line, etc." part in numbers of semiconductor lithography systems sales include sales numbers of the "Mini Step & Repeat Exposure System."
The unit sales of new semiconductor lithography systems are 27 units in FY2023/3, 31 units in FY2024/3, 18 units in FY2025/3, 22 units in FY2026/3, and 23 units (forecast) in FY2027/3.

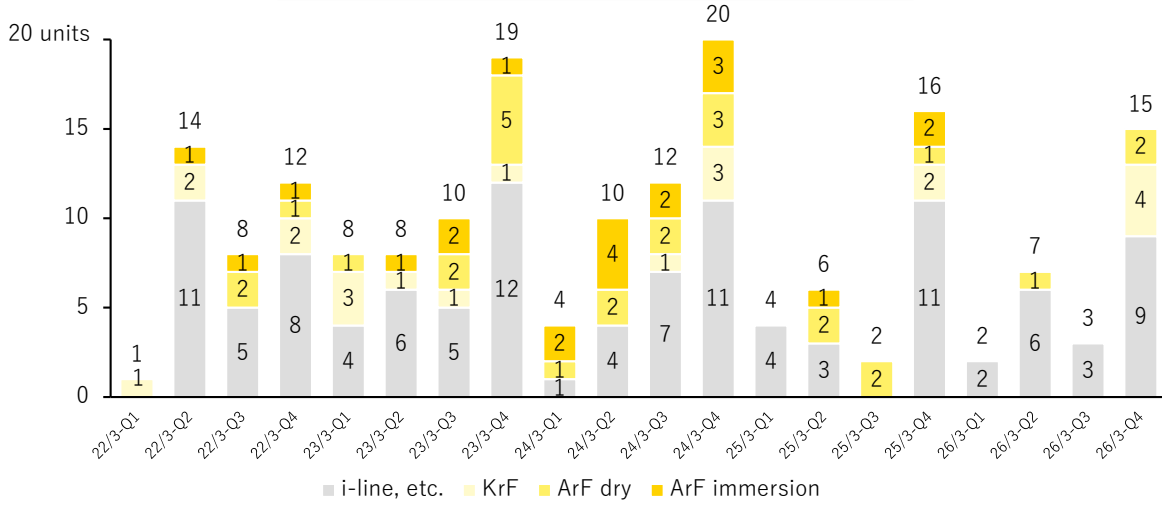
Precision Equipment Business: Sales Units

FPD LITHOGRAPHY SYSTEMS SALES IN UNITS BY GENERATION



Precision Equipment Business: Sales Units

**SEMICONDUCTOR LITHOGRAPHY SYSTEMS SALES
IN UNITS BY TECHNOLOGY (INCL. REFURBISHED)**



Note: "i-line, etc." part in numbers of semiconductor lithography systems sales include sales numbers of the "Mini Step & Repeat Exposure System."

Forecast for the year ending March 31, 2027:
Foreign Exchange Impact

	Exchange Rate	Financial Impact from Fluctuation by 1 yen	
	FY2027/3 Forecast	Revenue	Operating Profit
US \$	¥155	Approx. ¥2.3B	Approx. ¥0.5B
EURO	¥180	Approx. ¥0.7B	Approx. ¥0.3B

Note: The foreign exchange impact above is made on the assumption that emerging-market currencies move according to the influence of US\$ and EURO.

Disclaimer Regarding Forecast and Projections

Forward-looking statements for earnings and other performance data contained herein are based on information currently available to the Company, and all potential risks and uncertainties are taken into account. The Company asks that investors understand that changes in conditions may cause actual performance to significantly differ from these projections.

